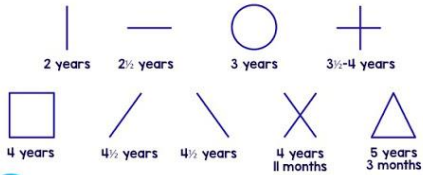




PRE-WRITING SHAPES

Before your child can learn to write, he or she needs to be able to draw these shapes




Children who can draw an oblique cross are able to copy more letters and numbers than children who cannot

Rhymes for letter formation - taken from Read Write Inc.

a Around the apple and down the leaf.	b Down the back to the seat and around the toe.	c Curl around the caterpillar.	d Around the dinosaur bottom, up his tail and down his back.	e Lift off the top and scoop out the egg.	f Down the stem and draw the leaves.
g Around the girl's face, down her hair and give her a sniff.	h Down the head, to his hips and over his back.	i Down the body and curl for his head.	j Down his body, curl, dot for his head.	k Down the kangaroo's body and dot for his leg.	l Down the long leg.
m Down Mabel's mouth, ears, and hair.	n Down Nobby and over his nose.	o All around the orange.	p Round the potato, plant and around his face.	qu Round his head, up over his ears for writing, then his top and tick.	r Down the rabbit's back and curl over his arm.
s Slither down the snake.	t Down the train across the town.	u Down and under, up to the top and draw the puddle.	v Down a wing, up a wing.	w Down, up, down, up.	x Down the arm and leg, repeat the other side.
y Down a horn, up a horn and under the tail.	z Zip me up.				

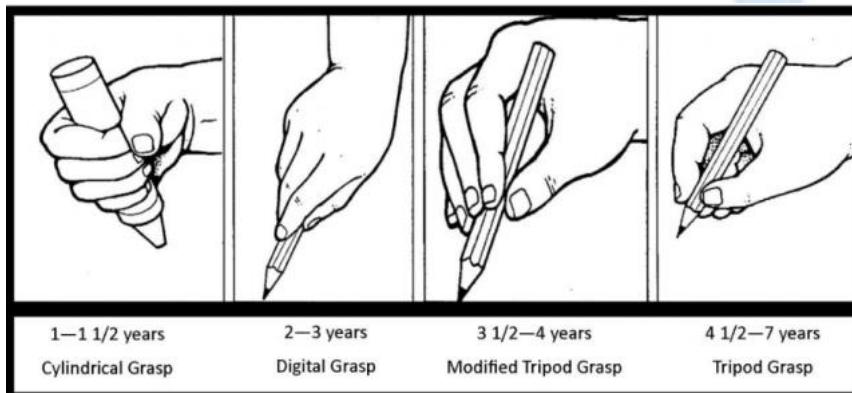
Phase 2 Sound Mat



Fine Motor Skills and Gross Motor Skills Activities



Pencil grip stages:



Technical vocabulary

Mark Making	Is the different lines, dots, marks, patterns, and textures we create.
Writing	Is when we use letters and symbols to communicate our ideas to readers. Forming letters and words.
Phonics	Is a way of learning to read/write by understanding the sounds that the letters make. We use our phonics to help us write words to make their spoken sounds.
Segment	We break the word down into individual sounds or syllables to enable us to read it.
Blend	We blend sounds together, e.g. 'd-o-g- dog'
Sound	How you say a letter when you want to read it
Letters	A character representing one or more of the sounds used in speech; any of the symbols of an alphabet.

What I will know by the end of the unit?

- Marks/shapes are used to communicate ideas.
- Beginning to understand these marks/shapes give meanings.
- Beginning to write some letters of their name
- Recognises familiar print/logos i.e. own name
- Can use marks to label, write or communicate something.
- Give meaning to the marks they make as they draw and write.
- Start to write some recognisable letters
- Start to write some letters in order to form CVC words.