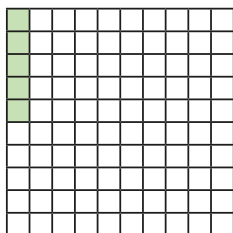


# Decimals as fractions (1)

- 1 The hundred square represents 1 whole.



a) What fraction is represented by the shaded squares?


$$\frac{5}{100}$$

b) Convert the fraction to a decimal.

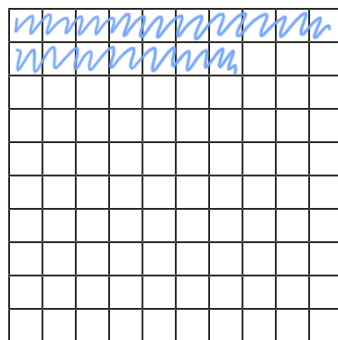
$$0.05$$

- 2 Colour the grid to represent the fraction and the decimal.

a)  $\frac{7}{100}$



b) 0.17



- 3 What fractions and decimals do the counters represent?

a)  $\frac{1}{100}$   $\frac{1}{100}$   $\frac{1}{100}$   $\frac{1}{100}$

fraction =  $\frac{4}{100}$

decimal = 0.04

b)  $\frac{1}{100}$   $\frac{1}{100}$   $\frac{1}{100}$   $\frac{1}{100}$   $\frac{1}{100}$   $\frac{1}{100}$

fraction =  $\frac{6}{100}$


decimal = 0.06

c)  $\frac{1}{10}$   $\frac{1}{10}$   $\frac{1}{10}$   $\frac{1}{10}$   $\frac{1}{10}$   $\frac{1}{10}$   $\frac{1}{10}$

fraction =  $\frac{7}{10}$

decimal = 0.7

- 4 Amir has coloured part of a hundred square.



a) What fraction is represented by the coloured squares?

$$\frac{50}{100}$$

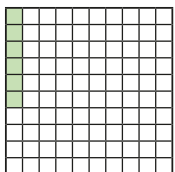
b) Write this fraction in a different way.

$$\frac{5}{10}$$

c) Write the fraction as a decimal.

$$0.5$$

- 5 Huan says he has coloured 0.6 of the hundred square.



Explain the mistake that Huan has made.

He has coloured in 6 hundredths  
not 6 tenths.

- 6 Write  $<$ ,  $>$  or  $=$  to complete the statements.

a)  $0.4$   $=$   $\frac{40}{100}$

d)  $0.5$   $>$   $\frac{5}{100}$

b)  $0.02$   $<$   $\frac{20}{100}$

e)  $0.88$   $=$   $\frac{88}{100}$

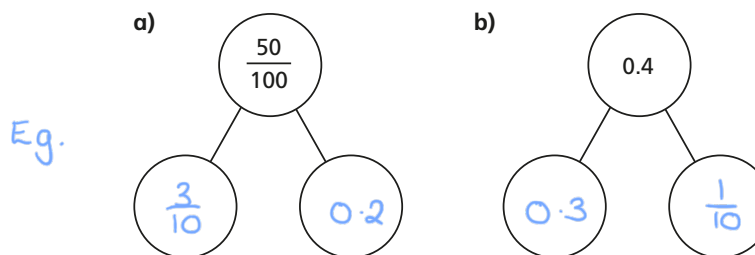
c)  $0.6$   $=$   $\frac{6}{10}$

f)  $0.88$   $<$   $\frac{89}{100}$

- 7 Complete the table.

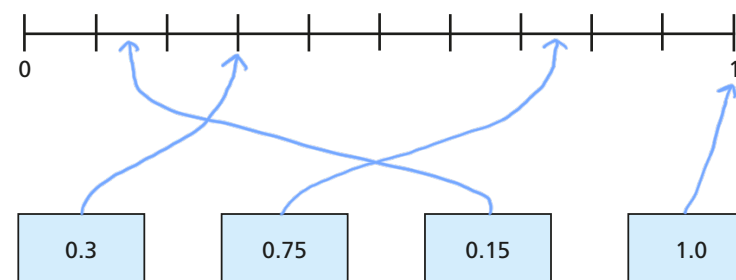
Fifths	Tenths	Decimals
$\frac{1}{5}$	$\frac{2}{10}$	0.2
$\frac{2}{5}$	$\frac{4}{10}$	0.4
$\frac{3}{5}$	$\frac{6}{10}$	0.6
$\frac{4}{5}$	$\frac{8}{10}$	0.8

- 8 Complete the part-whole models using fractions or decimals.



Compare answers with a partner.

- 9 Here is a number line.



Draw arrows from the numbers to show their place on the line.